

THE Barbican

YACHT AGENCY



Bavaria Cruiser 37 - 'Duval'

Make:	Bavaria	LOA:	37.07 ft / 11.30 m
Model:	Cruiser 37	Beam:	12.04 ft / 3.67 m
Year:	2017	Draft:	6.40 ft / 1.95 m
Displacement:	7,450 kg	Fuel:	135 Lts / 30 Gals
Keel form:	Fin Keel	Water:	180Lts / 40 Gals
Engine:	Volvo Penta D1-30 28hp	Accommodation:	6/7 berths in 2 cabins incl. saloon berths

Price: £109,000

Barbican Yacht Agency
Sutton Harbour Marina, Plymouth Devon PL4 0DJ
Tel: 01752 228855 info@plymouthyachts.com
www.plymouthyachts.com

Bavaria Cruiser 37 – 2017 - £109,000

This Bavaria Cruiser 37 features the preferred 2 double cabin 'Owners' layout with a generous use of space throughout.

The Bavaria 'Cruiser' series was designed by Farr Yacht design with a focus on improved performance & stability while maintaining cruising comfort, featuring a large cockpit with twin steering wheels and a large lowering stern platform.

This is a well-equipped example featuring the larger, upgraded 28hp engine, bow thruster, a comprehensive Garmin Nexus instrument suite, diesel cabin heating and a full cockpit canopy.

**Many more photos are available in our 'cloud'- based archive for this yacht.
Contact us for access.**

Accommodation

Featuring the preferred 2 cabin 'Owners' layout - there are 6 or 7 berths across the two double cabins and the saloon berths

Layout plan



Saloon:

Cream leather upholstery.

L-shaped seating & berth area to starboard with fixed drop leaf table on the centreline.

Pull-out double berth conversion to starboard seating.

Straight settee/single berth to port.

Large, overhead opening deck hatches & three smaller opening deck hatches, all fitted with dual insect screen/roller blinds.

Two opening portlights in side windows with pleated blinds.

Two fixed hull ports with blinds.

LG 24MT49s 24" LED TV, with masthead antenna.

Navigation area

Good size, forward-facing chart table with internal chart storage and individual upholstered seat and adjacent main electrical panel.

Garmin GHS10i Wired DSC/VHF handset with separate speaker.

Webasto Airtop 40 Diesel warm air cabin heating control.

Fusion MS-RA205 marine radio with Fusion saloon speakers and Fusion MS-NRX200i multi-function controller at cockpit helm.

2 x USB charging & 12v charging sockets

Galley:

Gimballed, Techimpex two-burner gas hob and oven with a pull-out over cover to increase the food preparation area when the cooker is not in use.

Large, top-loading 12v refrigerator by Isotherm.

1½ bowl stainless steel sink unit with covers, inset into Corian type work tops, pressurised hot/cold fresh water mixer tap.

Kenwood 800w 240v microwave oven (240V AC) for in-harbour use.

Forward Cabin:

Generously sized double 'V'-berth, with fitted mattress topper.

Leather upholstered seat to starboard with hanging and shelved locker behind.

Open, deeply fiddled shelf on each side of berth for storage.

Hanging & shelved locker to port.

Overhead deck hatch with dual blind & insect screen.

2 fixed hull ports with blinds giving good light values to the cabin as a whole and lovely views from the berth.

Fire extinguisher/torch and optical smoke detector.

Aft Cabin:

Generously- sized double berth with centreline lee cloth for security at sea.

Small leather upholstered seat to starboard with hanging and shelved locker behind.

Two opening portlights with blinds.

Fixed hull port with blind.

Open storage shelf alongside berth.

Fire extinguisher/torch and optical smoke detector.

Heads compartment:

Light, spacious and very easily cleaned, with wipe-down surfaces.

Hinged acrylic screen separating shower & toilet area from the basin area.

Moulded basin inset into 'Corian'-type counter top, H&C faucet.

Lockers above/behind basin & counter.

Shower mixer tap and shower attachment.

Electrically flushed marine toilet with holding tank system.

Mechanical and Electrical Systems

Volvo Penta D1-30 (28hp) 3 cylinder, indirectly cooled diesel engine.

Only 548 hours run from new.

Saildrive transmission to reduce vibration transference and consequent running noise.

Sleipner 'Sidepower' bow thruster.

'Air-Top' diesel warm air cabin heating system by Webasto.

Electrical Systems:

3 x 12v AGM batteries form a 'Services/Domestic' battery bank with a 288A/hr max. capacity.

1 x 60ah AGM engine cranking battery.

1 X 95ah AGM Bow thruster/Windlass battery

240v Shore power connection with shore supply lead.

Cristec 12v/40ah shore battery charger

Water System:

Pressurised hot and cold-water system.

Cockpit deck shower.

Hot water calorifier tank, heated by engine circulation or 240v shore power immersion heater.

Tankage:

Fuel capacity: 135 litres (30 Imp. Gallons)

Fresh water capacity: 208 litres (45 Imp. Gallons)

Holding tank: 80 litres

Sails and Spars

Seldén anodised aluminium mast with double swept back spreaders.

Furlex headsail furling system.

Seldén gas rod kicker/boom vang to support the boom when reefing.

Winches:

2 x Lewmar 40, two-speed self-tailing genoa sheet winches.

2 x Lewmar 30, two-speed, self-tailing halyard winches.

Sails:

In-Mast mainsail (Elvstrøm)

Furling Jib (106% Elvstrøm)

Storm Jib with luff sleeve (One Sails – Orange – looks to have never been used)

Navigation Equipment

Full Garmin Nexus instrument suite:

Garmin GPSMap 820 8" chart plotter/radar display mounted on aft face of the cockpit table.

Garmin GMR 18HD+ 36 mile, mast-mounted radar scanner.

Garmin GHC20 autopilot control with GHP Reactor course computer.

2 x Garmin GMi20 Multi-function displays – Log/Depth/Wind/Nav

Garmin 300i DSC/VHF Radio and AIS Receiver

Deck Equipment

Bruce anchor & chain.

Electric anchor windlass by Lewmar with a wired remote controller.

Opening side gates each side.

Sprayhood in grey fabric, wheel and table covers.

Large, fixed cockpit table with drop leaves, internal storage and mounting point for a removable 12v pedestal lamp.

Full cockpit canopy/enclosure.

Large fold-down stern platform with removable bathing ladder.

Centre spring mooring cleats.

Delta anchor as a kedge anchor with chain & warp.

Fenders & warps.

Inflatable dinghy with Honda BF2.3 outboard motor.

Safety Equipment

Ocean Signal EPIRB 1 (battery in date to December 2027)

Ocean Safety ISO9650 8-person life raft in a hard canister (service due now).

'Echomax' passive, mast-mounted radar reflector.

Manual & auto electric bilge pumps.

Fire extinguishers & fire blanket.

2 x horseshoe lifebuoys.

MoB danbuoy & throwing line.

Emergency rescue ladder fitting inset into transom gate.

6 x harness lines.

General note on safety equipment: Any safety equipment such as Liferrafts, Epirbs, fire extinguishers and flares etc. are usually personal to the current owner(s) and, if being left on-board as part of the sale of a used vessel may require routine servicing, replacement, or changing to meet a new owner's specific needs.

Disclaimer

The Company offers the details of this vessel in good faith but cannot guarantee or warrant the accuracy of this information nor warrant the condition of the vessel. A buyer should instruct his agents, or his surveyors, to investigate such details as the buyer desires validated. This vessel is offered subject to prior sale, price change, or withdrawal without notice.



Saloon looking forward




Nav area



Galley area



Saloon seating



Looking forward, galley area & starboard side




Forward cabin



Roomy saloon & dining area




Aft cabin



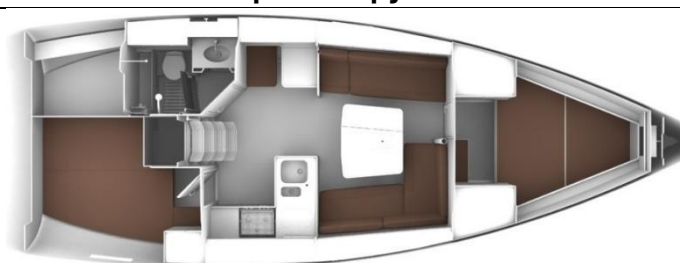
Roomy cockpit & large stern platform



Full cockpit canopy/enclosure



Roomy cockpit with twin wheels



Layout plan